



# Hermetic filter driers

**CERTIFIED BY UNDERWRITERS LABORATORIES INC.**

**For refrigeration plants that use HCFC, HFC or HFO Refrigerants**



## Applications

The filters, shown in this leaflet, are designed for installation on commercial refrigerating systems and on civil and industrial conditioning plants.

Filters series DF2 and series DF3 have been developed for specific installations on refrigerating systems using HFC refrigerant fluids, particularly R134a , R404A , R407C , R410A and R507 mixed with POE lubricants. In spite of this, the new block may be successfully used also in refrigerating systems using the old CFC or HCFC refrigerant fluids, mixed with mineral lubricants

## Construction

The filter is completely manufactured in steel, either with chrome-plated Flare threaded connections. The product range also includes types with copper solder connections, offering the possibility to solder the copper pipe inside the connections (ODS).

The blocks in the filters series DF2 are molded from a blend of dehydrating charge, 80% of 3 Å molecular sieves and 20 % of activated alumina, and a special binding agent in appropriate proportions. The choice

of blend, molecular sieves – activated alumina, gives to the block a very high capacity of acid adsorption also maintaining very good dehydrating characteristics.

The blocks in the filters series DF3 are molded from a blend of dehydrating charge, totally made of 3 Å molecular sieves, and a special binding agent in appropriate proportions. The choice of the 3 Å molecular sieves, as sole dehydrating material, gives to the block a superlative capacity of water adsorption also maintaining quite good de-acidifying characteristics.

The manufacturing process gives a considerable compactness and stoutness to both the products so that they are resistant to shocks and abrasions.

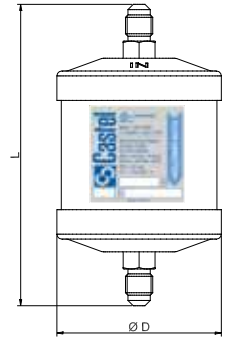
The shape of the block is designed in order to offer the maximum possible surface area to the incoming fluid. The internal cavity is also positioned in such a way as to have a uniform wall thickness. As a result, the fluid encounters a constant strength at all points, flows linearly through the block, and ensures efficient dehydration and minimum charge loss.

The block is chemically inert, not deliquescent, does not react with refrigerating fluids, and is capable of blocking oil by-products dragged into the circuit.

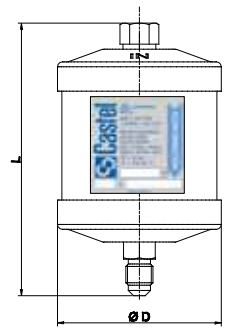


## SOLID CORE FILTER DRIERS - SAE FLARE CONNECTIONS

Part number		International code	SAE Flare Connections	Nominal volume [cm <sup>3</sup> ]	Dimensions [mm]		PS [bar]	TS [°C]		Package pcs
100% molecular sieve	80% molecular sieve + 20% alumina				Ø D	L		Min	Max	
DF303/2	DF203/2	032	1/4"	50	42	110	47 (1)	-40	+80	25
DF303/3	DF203/3	033	3/8"	50	42	119				25
DF305/2	DF205/2	052	1/4"	80	64	123				25
DF305/3	DF205/3	053	3/8"	80	64	130				25
DF308/2	DF208/2	082	1/4"	130	64	141				25
DF308/3	DF208/3	083	3/8"	130	64	151				25
DF308/4	DF208/4	084	1/2"	130	64	156				25
DF316/2	DF216/2	162	1/4"	250	64	161				15
DF316/3	DF216/3	163	3/8"	250	64	171				15
DF316/4	DF216/4	164	1/2"	250	64	176				15
DF316/5	DF216/5	165	5/8"	250	64	186				15
DF330/3	DF230/3	303	3/8"	500	76	244				10
DF330/4	DF230/4	304	1/2"	500	76	249				10
DF330/5	DF230/5	305	5/8"	500	76	259				10
DF341/4	-	414	1/2"	670	89	254				6
DF341/5	DF241/5	415	5/8"	670	89	264				6
DF341/6	DF241/6	416	3/4"	670	89	274				6
DF303/2F (2)	-	-	1/4"	50	42	110				25
DF305/2F (2)	-		1/4"	80	64	123				25
DF308/2F (2)	-		1/4"	130	64	141				25
DF308/3F (2)	-		3/8"	130	64	151				25
DF316/3F (2)	-		3/8"	250	64	171				15
DF316/4F (2)	-		1/2"	250	64	176				15



Male connections

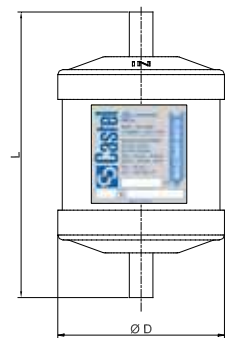


Male - Female connections

Note: (1): MWP = 680 psi according to UL approval (2) : male/female connections (inlet female)

## SOLID CORE FILTER DRIERS - SOLDER CONNECTIONS

Part number		International code	Connections		Nominal volume [cm <sup>3</sup> ]	Dimensions [mm]		PS [bar]	TS [°C]		Package pcs
100% molecular sieve	80% molecular sieve + 20% alumina		ODS			Ø D	L		Min	Max	
			Ø [in.]	Ø [mm]							
DF303/2S	DF203/2S	032S	1/4"	-	50	42	101	47 (1)	-40	+80	25
DF303/3S	DF203/3S	033S	3/8"	-	50	42	103				25
DF305/2S	DF205/2S	052S	1/4"	-	80	64	112				25
DF305/3S	DF205/3S	053S	3/8"	-	80	64	116				25
DF305/M10S	DF205/M10S	-	-	10	80	64	120				25
DF308/2S	DF208/2S	082S	1/4"	-	130	64	133				25
DF308/3S	DF208/3S	083S	3/8"	-	130	64	137				25
DF308/M10S	DF208/M10S	-	-	10	130	64	141				25
DF308/M12S	DF208/M12S	-	-	12	130	64	141				25
DF308/4S	DF208/4S	084S	1/2"	-	130	64	137				25
DF316/3S	DF216/3S	163S	3/8"	-	250	64	157				15
DF316/M10S	DF216/M10S	-	-	10	250	64	161				15
DF316/M12S	DF216/M12S	-	-	12	250	64	161				15
DF316/4S	DF216/4S	164S	1/2"	-	250	64	157				15
DF316/5S	DF216/5S	165S	5/8"	16	250	64	163				15
DF316/7S	DF216/7S	167S	7/8"	-	250	64	177				15
DF330/3S	DF230/3S	303S	3/8"	-	500	76	230				10
DF330/4S	DF230/4S	304S	1/2"	-	500	76	230				10
DF330/5S	DF230/5S	305S	5/8"	16	500	76	236				10
DF330/7S	DF230/7S	307S	7/8"	-	500	76	250				10
DF330/9S	DF230/9S	309S	1.1/8"	-	500	76	258				10
DF341/4S	-	414S	1/2"	-	670	89	235				6
DF341/5S	DF241/5S	415S	5/8"	16	670	89	241				6
DF341/6S	DF241/6S	416S	3/4"	-	670	89	247				6
DF341/7S	DF241/7S	417S	7/8"	-	670	89	255				6
DF375/4S	DF275/4S	754S	1/2"	-	1340	89	373				1
DF375/5S	DF275/5S	755S	5/8"	16	1340	89	379				1
DF375/6S	DF275/6S	756S	3/4"	-	1340	89	385				1
DF375/7S	DF275/7S	757S	7/8"	-	1340	89	393				1
DF375/9S	DF275/9S	759S	1.1/8"	-	1340	89	401				1



Solder connections

Note: (1): MWP = 680 psi according to UL approval



B01-2017\_FDF-EN

Castel has always been aware of environmental sustainability issues and gives its contribution to a cleaner environment, supplying the refrigeration and air conditioning industry with state-of-the-art and environment-friendly technology. With its commitment and steady research in its laboratories, Castel has developed a whole range of products using natural refrigerants, which reduce emissions to the minimum.



**ISO 14001**

Castel can accept no responsibility for any errors or changes in the catalogues, handbooks, brochures and other printed material. Castel reserves the right to make changes and improvements to its products without notice. All trademarks mentioned are the property of their respective owners. The name and Castel logotype are registered trademarks of Castel Srl. All rights reserved.

**CASTEL S.r.l.**

Via Provinciale, 2-4 [C.P. 67] - 20060 Pessano con Bornago (MI) - Tel. +39 02.957021 - Fax +39 02.95741317 - email [info@castel.it](mailto:info@castel.it) - [www.castel.it](http://www.castel.it)